

MEASURING PINS

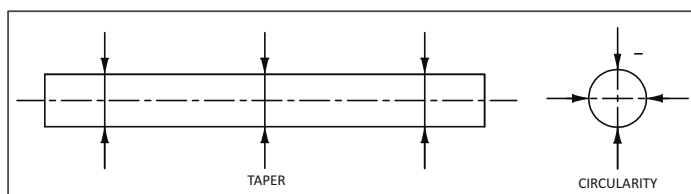


Features

- Manufactured as per IS : 11103:1984
- Measuring pins are manufactured from high quality Alloy Steel & are sub-zero treated for dimensional stability
- Hardened, ground & lapped measuring pins are available in standard steps of 0.01, 0.02, 0.05, 0.10mm
- Length of measuring pins up to dia. 1.49 mm is 40 mm & above dia. 1.50 mm is 50 mm
- Pin sizes from dia. 3.00 mm onwards are marked on diameter
- Pins in a set from 0.50 mm to 2.99 mm supplied with Plastic Container with size
- Loose pins from 0.50 to 20.00 mm supplied with Plastic Container
- Loose pins or pins of odd sizes are available on request
- Pin sets & loose pins supplied with Aluminium Knobs on request
- Non-standard /Customised sets are also supplied on request at extra cost
- Handles & Collets are available on request at extra cost
- Calibration Certificate traceable to National/ International standards
- Surface Finish 0.1 μ m Ra
- Hardness 700 HV

Technical Specifications

Accuracy Grade	Diametrical Tolerance	Geometrical Tolerance	
		Taper (μ m)	Circularity (μ m)
1	± 0.001 mm	0.5	0.5
2	± 0.002 mm	0.5	1



Step 0.01 mm

Measuring Pins Standard Set

Ranges in mm	No. of Pins	Ranges in mm	No. of Pins	Ranges in mm	No. of Pins
0.5 - 1.00	51	13.01 - 14.00	100	21.01 - 21.50	50
1.01 - 2.00	100	14.01 - 15.00	100	21.51 - 22.00	50
2.01 - 3.00	100	15.01 - 16.00	100	22.01 - 22.40	40
3.01 - 4.00	100	16.01 - 16.50	50	22.41 - 22.80	40
4.01 - 5.00	100	16.51 - 17.00	50	22.81 - 23.20	40
5.01 - 6.00	100	17.01 - 17.50	50	23.21 - 23.60	40
6.01 - 7.00	100	17.51 - 18.00	50	23.61 - 24.00	40
7.01 - 8.00	100	18.01 - 18.50	50	24.01 - 24.25	25
8.01 - 9.00	100	18.51 - 19.00	50	24.26 - 24.50	25
9.01 - 10.00	100	19.01 - 19.50	50	24.51 - 24.75	25
10.01 - 11.00	100	19.51 - 20.00	50	24.76 - 25.00	25
11.01 - 12.00	100	20.01 - 20.50	50		
12.01 - 13.00	100	20.51 - 21.00	50		

Step 0.02 mm

Ranges in mm	No. of Pins	Ranges in mm	No. of Pins	Ranges in mm	No. of Pins
0.50 - 2.00	76	12.02 - 14.00	100	20.02 - 21.00	50
2.02 - 4.00	100	14.02 - 16.00	100	21.02 - 22.00	50
4.02 - 6.00	100	16.02 - 17.00	50	22.02 - 22.80	40
6.02 - 8.00	100	17.02 - 18.00	50	22.82 - 23.60	40
8.02 - 10.00	100	18.02 - 19.00	50	23.62 - 24.40	40
10.02 - 12.00	100	19.02 - 20.00	50	24.42 - 25.00	30

Step 0.05 mm

Ranges in mm	No. of Pins	Ranges in mm	No. of Pins	Ranges in mm	No. of Pins
1.00 - 4.00	61	12.05 - 16.00	80	20.05 - 22.50	50
4.05 - 8.00	80	16.05 - 18.00	40	22.55 - 25.00	50
8.05 - 12.00	80	18.05 - 20.00	40		

Step 0.10 mm

Ranges in mm	No. of Pins	Ranges in mm	No. of Pins	Ranges in mm	No. of Pins
0.50 to 1.00	6	2.10 to 10.00	80	15.10 to 18.00	30
1.10 to 2.00	10	10.10 to 15.00	50	18.10 to 20.00	20

Note : For 50mm length series - Measuring length of the pin will be 40 mm from dia. 0.5 to 1.49 mm. and from Dia.1.49 mm onwards it will be 50 mm.

* Pin set with 50 nos pins is also available.

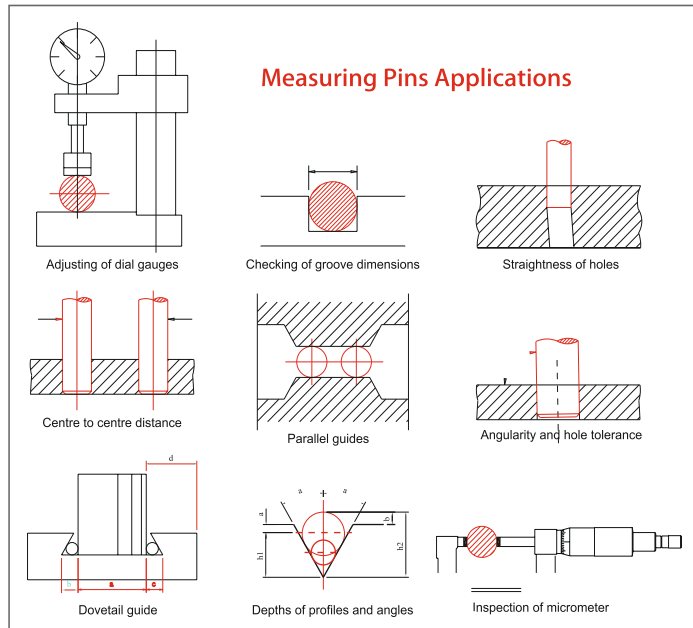


Loose Pins

APPLICATION

Measuring Pins for checking of bores, center distances, groove dimensions, inspection of micrometers, gear measurements etc.

- Adjusting of dial gauges
- Center to center distance
- Dovetail guide
- Checking of groove dimensions
- Parallel guides
- Depths of profiles and angles
- Straightness of holes
- Angularity and hole tolerance
- Inspection of micrometer
- Measuring width of Slot
- Measuring run-out of Chuck
- Measuring eccentricity of Hole



HANDLES & COLLETS

- Laser marked, Attractive Anodised, Light weight handles & Collets are available on request.
- Smooth & firm clamping of pins in Handles & Collets makes measurements easy, Handles & Collect sets are available
- Loose Handle & Collect with pins as well as without pins are also available (ref.below chart for new pin set ranges (in step of 0.01 mm))



Sr. No.	Pin Set Range	Handle Code (per set 1 pc. each)	Collets (for Go + No Go) per set
1	0.5 -1.00	1W	8
2	1.01-2.00	1W	16
		2W	2
3	2.01 - 3.00	2W	14
4	3.01-4.00	2W	12
5	4.01-5.00	2W	8
		3W	6
6	5.01-6.00	3W	12
7	6.01 - 7.00	3W	10
8	7.01-8.00	3W	2
		4W	8
9	8.01-9.00	4W	10
10	9.01-10.00	4W	8
11	10.01-11.00	4W	4
		5W	6
12	11.01-12.00	5W	8
13	12.01-13.00	5W	6
		6W	2
14	13.01-14.00	6W	6
15	14.01-15.00	6W	6
16	15.01-16.00	6W	8
17	16.01-16.50	6W	2
		7W	2
18	16.51 - 17.00	7W	4
19	17.01 -17.50	7W	6
20	17.51-18.00	7W	4
21	18.01-18.50	7W	4
22	18.51 - 19.00	7W	4
23	19.01-19.50	7W	4
		8W	2
24	19.51-20.00	8W	4




Accurate Metrology And Automation Company

(Formerly "Aditya Engineering Company")

Head Office : 67, Hadapsar Industrial Estate, Pune-411 013, Maharashtra, India.
 +91-20- 6606 9595, +91 86000 23615
 Works : A/P - Khalad, Saswad Jejuri Road, Tal. Purandhar, Pune-412 301, India.
 +91 99700 02528 | amac@accuratemetrolgy.in | GST : 27AACFA5688G1ZA
 +91 86000 21671 | www.accuratemetrolgy.in | PAN : AACFA5688G

Authorised Distributor :



• Sales Branch Offices •

Pune	: +91 99700 02573	Delhi	: +91 80107 32455
Nashik	: +91 74474 64750	Bhiwadi	: +91 95551 81100
Kolhapur	: +91 86000 23613	Bengaluru	: +91 95903 25411
Gujarat	: +91 91759 83127	Chennai	: +91 90214 12461
Kolkata	: +91 99030 79509	Punjab	: +91 95955 74755
Ch.Sambhajinagar	: +91 99700 05605	Jamshedpur	: +91 76776 20966

Note : Due to continuous Improvements at our end, Specifications are subject to change without prior notice.